



*Grand Forks County*



*Sheriff's Office*

*2015 Stats*



**NDCC 11-15-03**

# **Duties of the Sheriff**



## **The Sheriff shall:**

1. Preserve the peace.
2. Arrest and take before the nearest magistrate, or before the magistrate who issued the warrant, all persons who attempt to commit or who have committed a public offense.
3. Prevent and suppress all affrays, breaches of the peace, riots, and insurrections which may come to the sheriff's knowledge.
4. Attend each term of the district court held within the county; obey its lawful orders and directions; and act as crier thereof and make proclamation of the opening and adjournment of court and of any other matter under its direction.
5. Command the aid of as many inhabitants of the county as the sheriff may think necessary in the execution of the sheriff's duties.
6. Take charge of and keep the county jail and the prisoners therein.
7. Endorse upon all notices and process received by the sheriff for service the year, month, day, hour, and minute of reception, and issue therefor to the person delivering it, on payment of the sheriff's fees, a certificate showing the names of the parties, the title of the paper, and the time of its reception.
8. Serve all process or notices in the manner prescribed by law.
9. Certify under the sheriff's hand upon each process or notice the time and manner of service, or if the sheriff fails to make service, the reasons for failure, and return the same without delay.
10. Perform such other duties as are required of the sheriff by law.
11. Enforce, personally or through deputies, all statutes defining traffic violations denominated noncriminal by section 39-06.1-02.



# Ten-Year Stats

## Uniform Crime Reporting



The following table illustrates the 10 year UCR statistics for the County of Grand Forks.

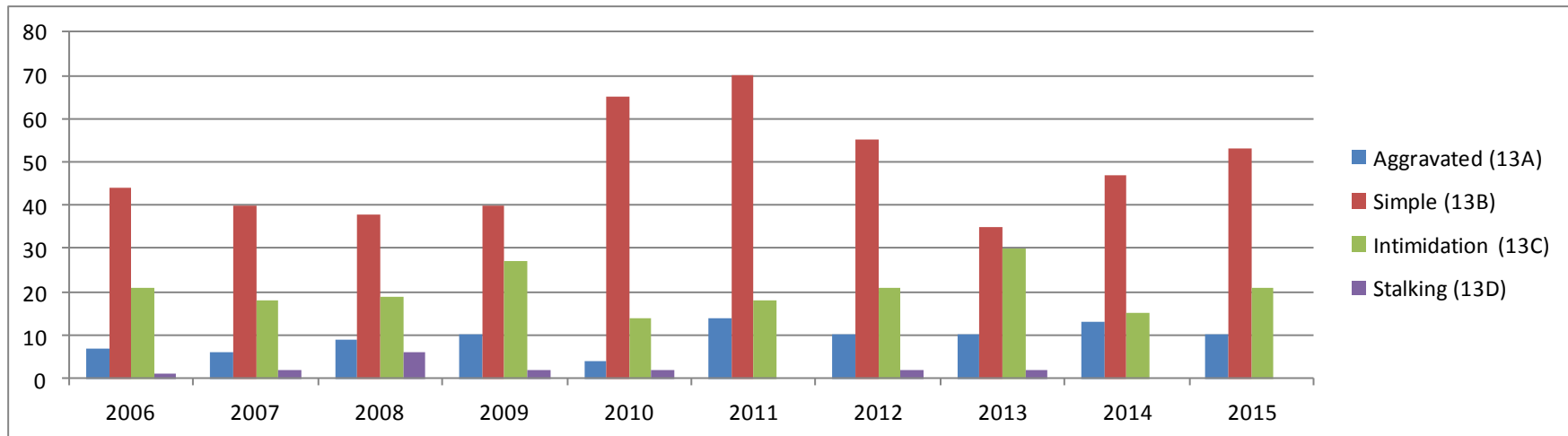
Offense	2006	2007	2008	2009	2010	2011	2012	2013	2014	2015
Homicides	1	0	0	0	1	0	0	1	0	0
Suicide (Att/Comp)	7	2	1	4	4	4	1	1	4	4
Assault	73	66	72	79	85	102	88	77	75	84
Drug/Narcotic	43	52	41	52	53	97	144	95	118	119
Fraud	22	18	25	22	19	26	34	30	22	51
Larceny/Theft	82	103	52	80	74	101	77	84	111	73
Motor Vehicle Theft	24	22	14	18	11	19	11	11	11	11
Bribery	0	0	0	0	0	0	0	0	0	0
Porno/Obscene Materials	1	1	1	0	1	3	0	1	1	1
Burglary/B&E	36	37	23	44	27	39	32	36	29	20
Counterfeit/Forgery	6	6	3	6	2	5	3	3	4	4
Robbery	0	0	0	1	0	1	2	0	0	0
Destroy/Damage/Vandalize	94	83	75	65	74	93	70	54	50	54
Embezzlement	1	1	1	2	2	0	0	0	0	0
Extortion/Blackmail	0	2	0	1	0	0	0	1	0	1
Sex Offenses: Forcible	17	10	6	8	7	9	18	18	5	6
Sex Offenses: Non-Forcible	4	2	1	4	1	3	2	0	2	1
Stolen Property	7	3	4	6	0	4	8	1	1	2
Kidnapping/Abduction	2	0	1	2	2	2	2	2	1	2
Arson	3	0	1	1	2	1	3	0	1	1
Weapon Law Violations	1	6	12	5	3	3	5	7	5	4
Gambling	0	0	0	0	0	0	0	0	0	0
Prostitution	0	0	0	0	0	0	0	0	0	0
Domestics	53	36	58	45	70	69	67	66	42	62



# Assault Sub Categories



	2006	2007	2008	2009	2010	2011	2012	2013	2014	2015
Aggravated (13A)	7	6	9	10	4	14	10	10	13	10
Simple (13B)	44	40	38	40	65	70	55	35	47	53
Intimidation (13C)	21	18	19	27	14	18	21	30	15	21
Stalking (13D)	1	2	6	2	2	0	2	2	0	0



### Offenses for Assault Sub Categories

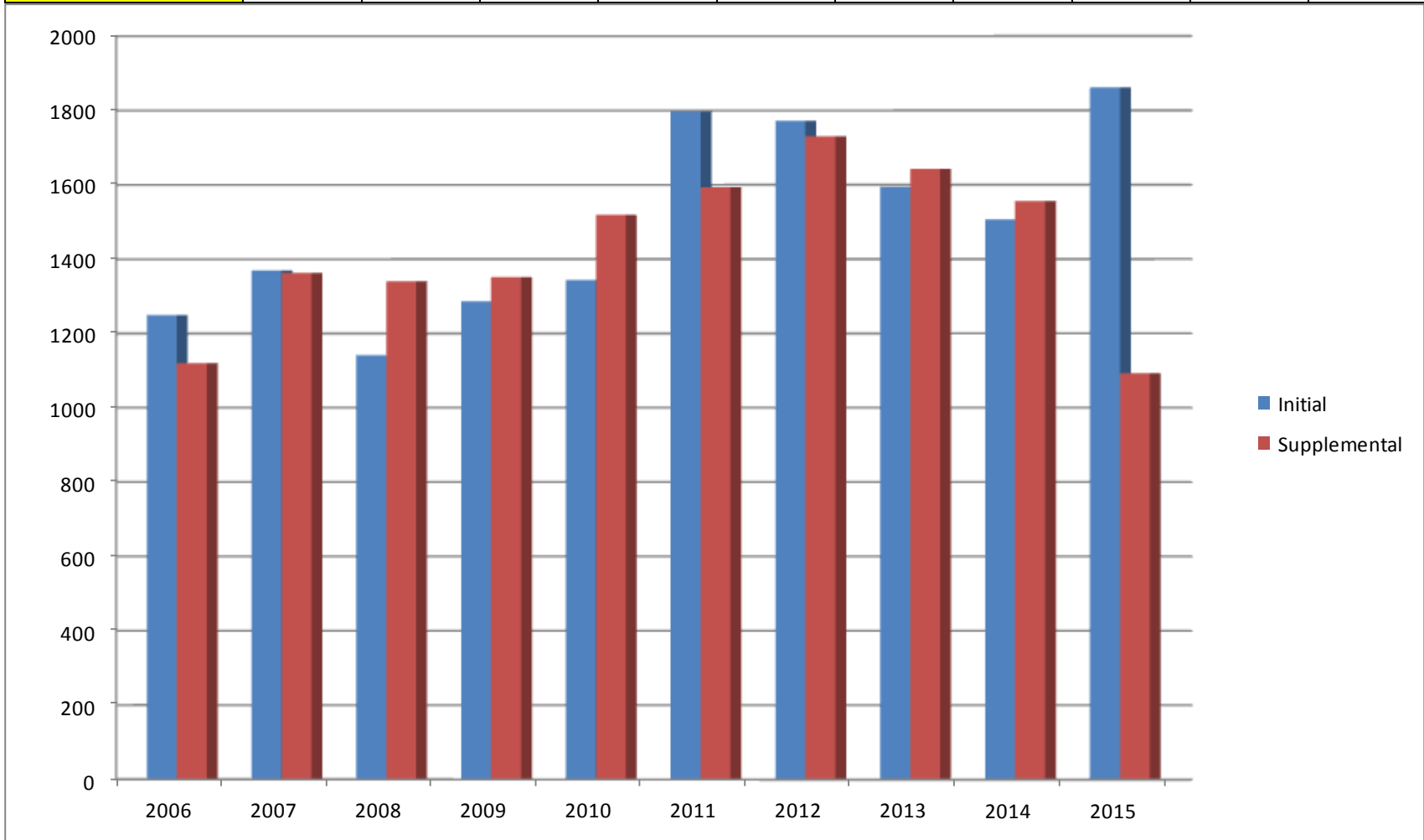
- |                                 |                              |                          |              |
|---------------------------------|------------------------------|--------------------------|--------------|
| 13A AGGRAVATED ASSAULT          | 13B ASSAULT                  | 13C CRIMINAL COERCION    | 13D STALKING |
| 13A ATTEMPTED MURDER            | 13B ASSAULT PO/GUARD         | 13C MENACING             |              |
| 13A CHILD ABUSE/NEG AGGRAVATED  | 13B CHILD ABUSE/NEG-VIOLENT  | 13C TERRORIZING          |              |
| 13A CONTACT BODY FLUIDS-HIV POS | 13B CONTACT BODY FLUIDS      | 13C THREAT BODILY HARM   |              |
| 13A TRANSFER HIV FLUIDS         | 13B HAZING - INJURY INVOLVED | 13C THREATEN PUB SERVANT |              |
|                                 | 13B RESIST ARREST,LE INJURED |                          |              |
|                                 | 13B SIMPLE ASSAULT           |                          |              |



# Incident Reports



	2006	2007	2008	2009	2010	2011	2012	2013	2014	2015
Initial	1249	1370	1142	1286	1344	1797	1772	1594	1507	1862
Supplemental	1120	1363	1341	1352	1519	1593	1730	1643	1556	1093

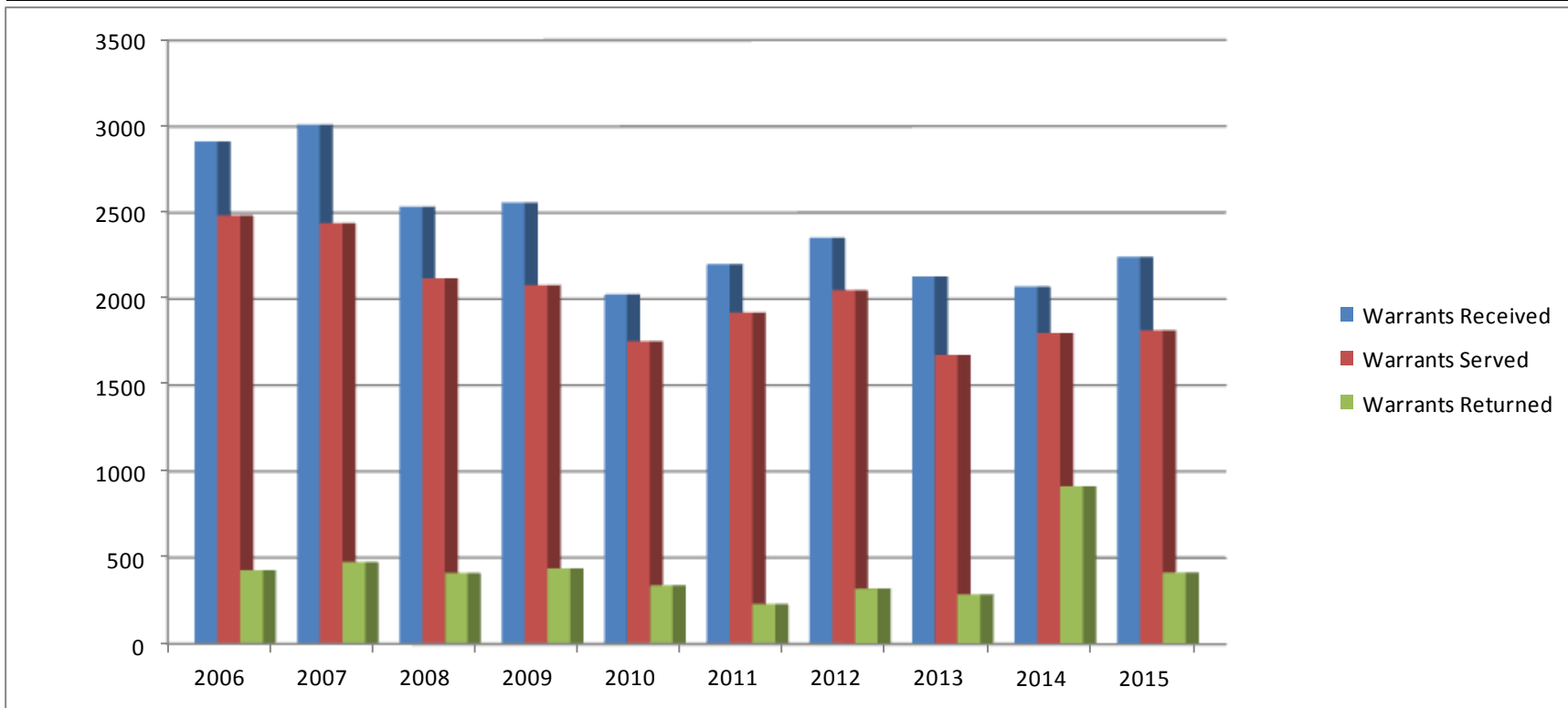




# Warrants



	2006	2007	2008	2009	2010	2011	2012	2013	2014	2015
Warrants Received	2914	3011	2536	2558	2028	2202	2356	2130	2071	2244
Warrants Served	2486	2440	2119	2080	1754	1921	2051	1676	1803	1817
Warrants Returned	426	474	412	437	341	232	321	288	915	416



**Total Warrants on file on 01-11-15: 4071**

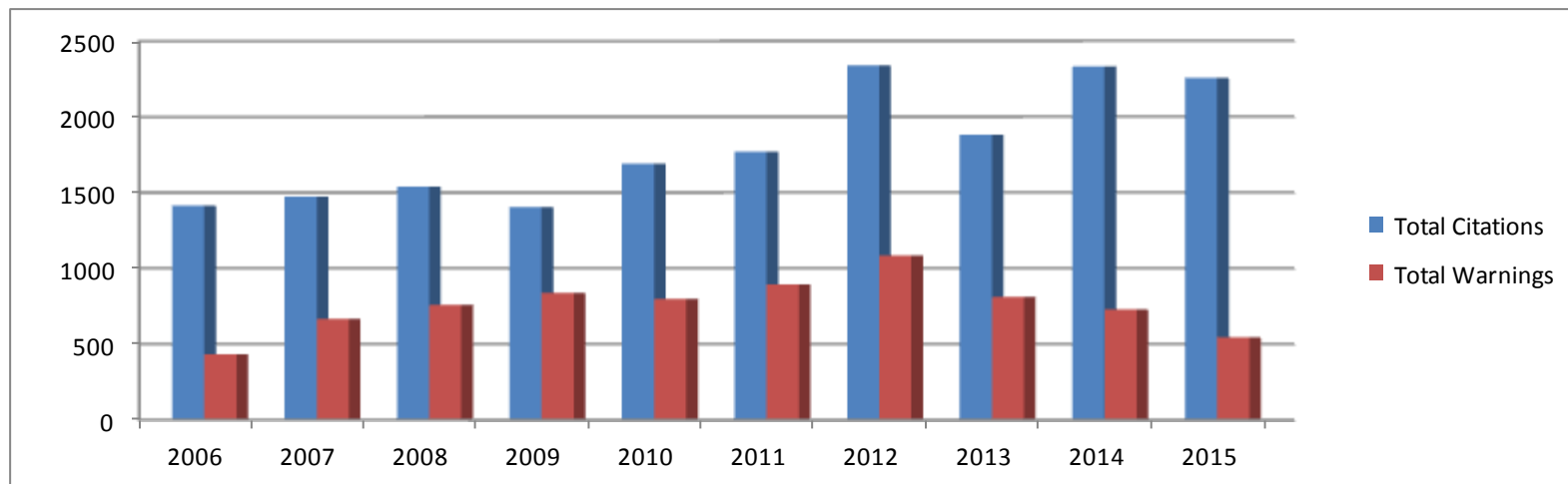
**Oldest Warrant: Issued 10/11/1981 on LAFOND, TERRANCE SHANE (DOB: 12/25/1956) for C Feloney Theft of Property.**



# Citations and Warnings



Citation	2006	2007	2008	2009	2010	2011	2012	2013	2014	2015
DUI/APC	77	89	110	98	94	104	108	87	128	83
DUS / DUR	91	91	109	94	104	141	219	178	185	177
Open Contaoner	27	29	26	22	20	25	25	19	31	25
Right of Way (Stop/Yield/Etc.)	73	147	118	101	97	97	44	28	46	38
MIC / MIP	65	80	43	77	69	53	97	23	68	73
Speeding	658	551	547	478	703	561	805	688	787	580
Seat Belt	60	49	125	107	104	83	101	61	142	198
Child Restraint	11	26	16	26	17	20	25	15	13	23
Poss. Of Drugs	26	18	28	25	37	49	70	54	47	61
Poss. Of Drug Para	24	27	21	26	29	58	82	60	73	83
Other	302	365	396	349	417	579	764	669	811	972
<b>Warning Tickets</b>	<b>2006</b>	<b>2007</b>	<b>2008</b>	<b>2009</b>	<b>2010</b>	<b>2011</b>	<b>2012</b>	<b>2013</b>	<b>2014</b>	<b>2015</b>
Speed	318	377	455	489	421	305	501	382	336	251
Other	115	288	304	349	376	589	584	430	393	294
	<b>2006</b>	<b>2007</b>	<b>2008</b>	<b>2009</b>	<b>2010</b>	<b>2011</b>	<b>2012</b>	<b>2013</b>	<b>2014</b>	<b>2015</b>
<b>Total Citations</b>	1414	1472	1539	1403	1691	1770	2340	1882	2331	2257
<b>Total Warnings</b>	433	665	759	838	797	894	1085	812	729	545

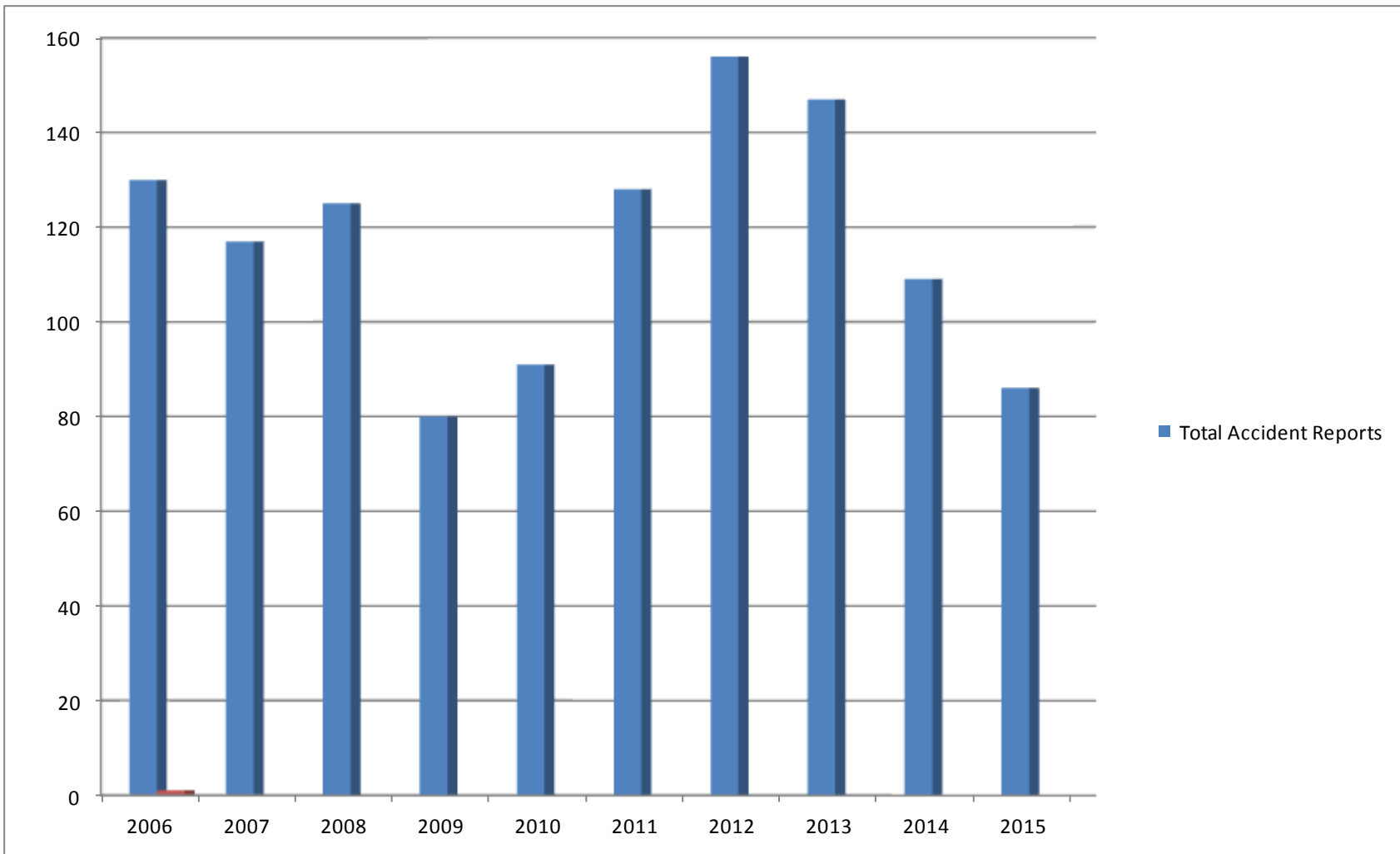




# Accident Reports



	2006	2007	2008	2009	2010	2011	2012	2013	2014	2015
Total Accident Reports	130	117	125	80	91	128	156	147	109	86





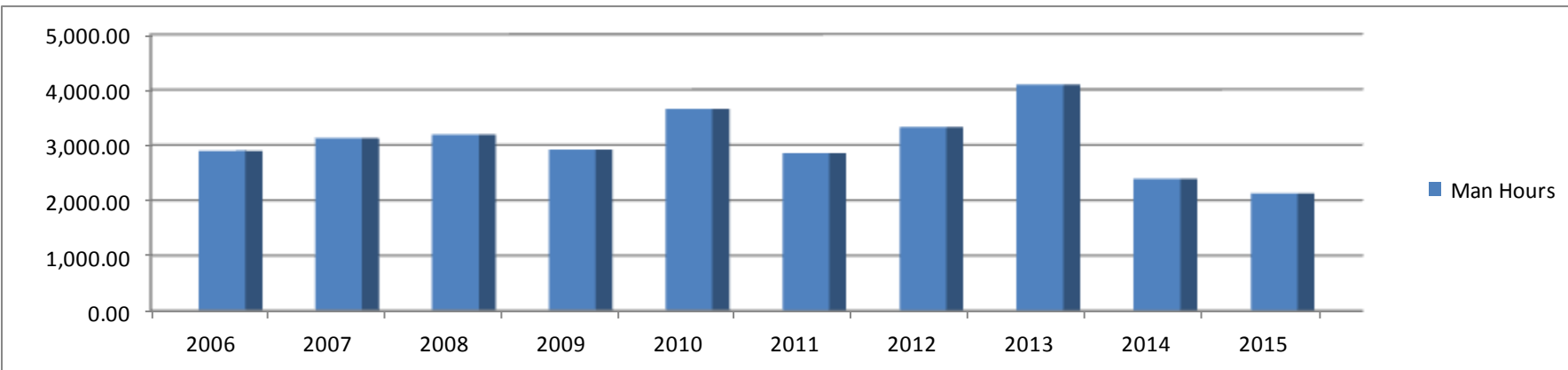
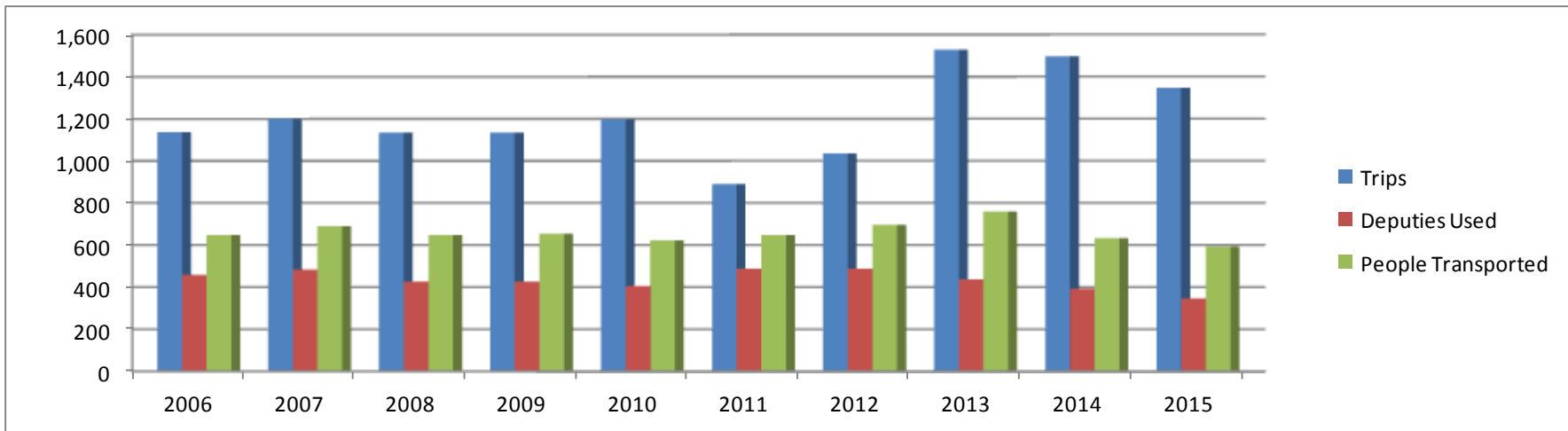


# Transports

Part 1 of 2



	2006	2007	2008	2009	2010	2011	2012	2013	2014	2015
Trips	1,138	1,200	1,134	1,134	1,197	891	1036	1529	1497	1346
Deputies Used	459	483	426	426	406	487	488	437	393	348
People Transported	647	691	647	655	622	648	696	760	633	594
Man Hours of Travel	2,894.20	3,120.25	3,183.50	2,911.85	3,649.28	2849.15	3319.55	4087	2384	2121



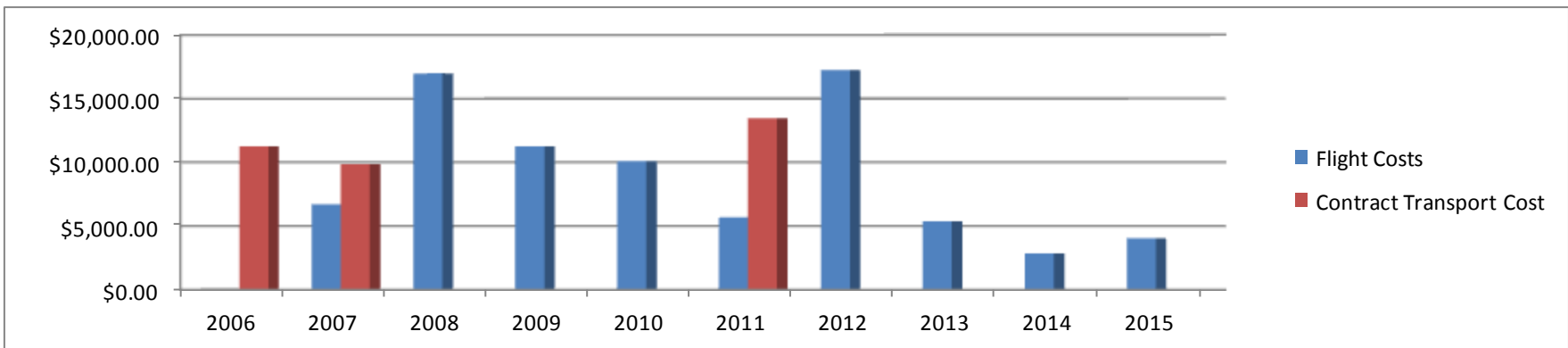
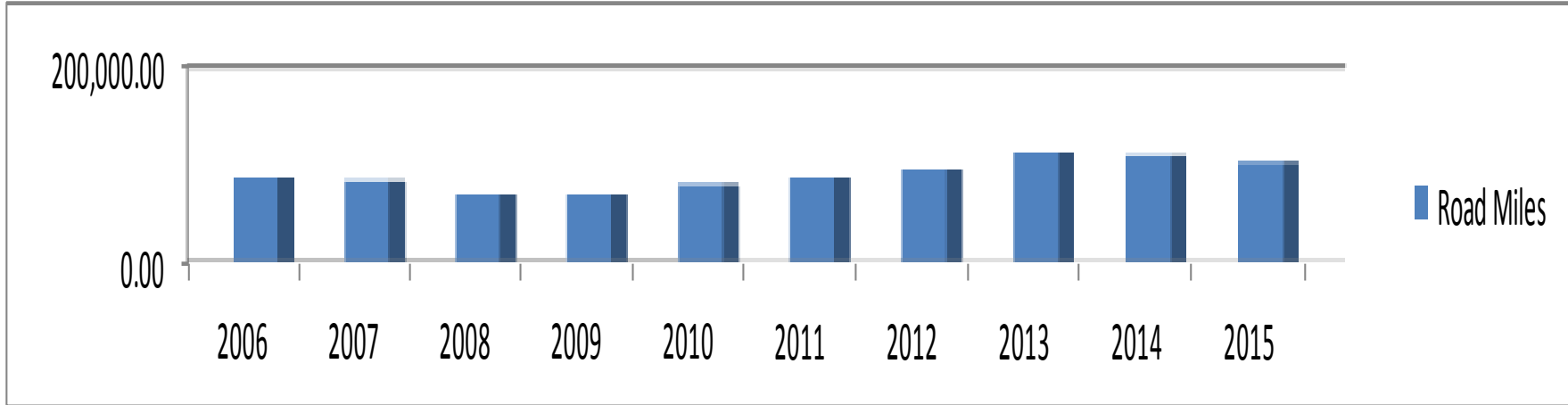


# Transports

Part 2 of 2



	2006	2007	2008	2009	2010	2011	2012	2013	2014	2015
Road Miles	87,273.90	84,158	69,503.60	69,587.47	80,353	86,907.95	95,618.40	112,721.00	108,986.00	103,071.00
No. of Flights Tickets	0	4	11	8	8	2	8	4	2	3
Flight Costs	\$0.00	\$6,688.63	\$16,981.55	\$11,249.38	\$10,095.10	\$5,680.30	\$17,241.60	\$5,388.60	\$2,859.80	\$4,052.40
Contract Transport Cost	\$11,261.90	\$9,844.97	\$0.00	\$0.00	\$0.00	\$13,473.93	\$0.00	\$0.00	\$0.00	\$0.00

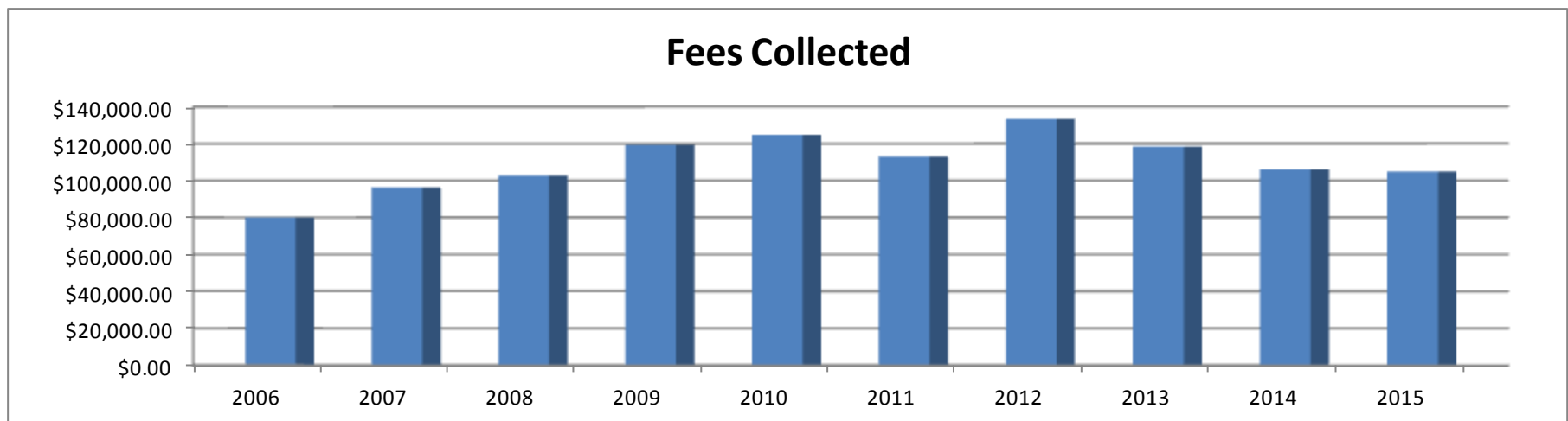
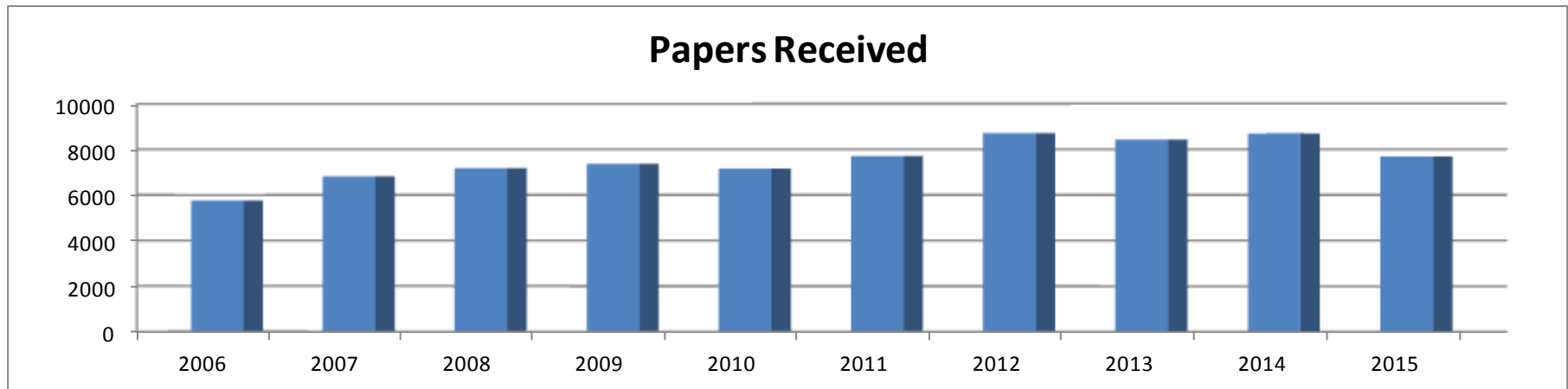




# Civil Process



	2006	2007	2008	2009	2010	2011	2012	2013	2014	2015
Papers Received	5764	6819	7169	7366	7164	7709	8699	8416	8695	7686
Fees Collected	\$79,917.92	\$96,130.68	\$102,699.80	\$119,401.20	\$124,617.63	\$113,048.78	\$133,363.28	\$118,412.26	\$106,050.02	\$104,710.04





# 2015 Budget



2006	2007	2008	2009	2010	2011	2012	2013	2014	2015
1,973,459.00	2,058,938.00	2,306,475.00	2,363,893.00	2,360,446.00	2,532,274.00	2,780,581.00	2,789,397.00	2,797,646.18	2,982,671.00

